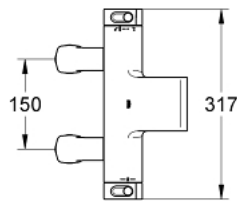
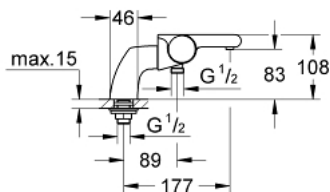


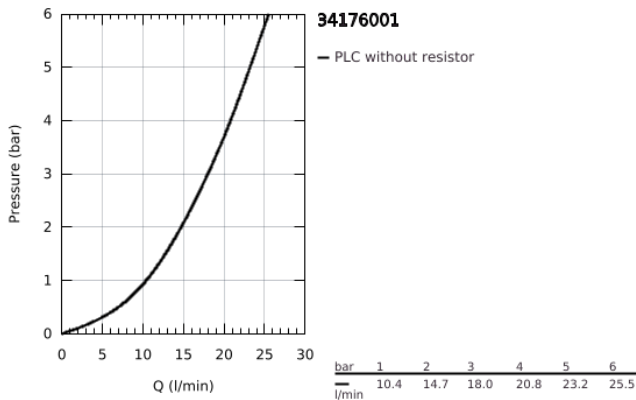
34 176 001 GROHTHERM 2000 BATH SAFETY MIXER



PRODUCT DESCRIPTION

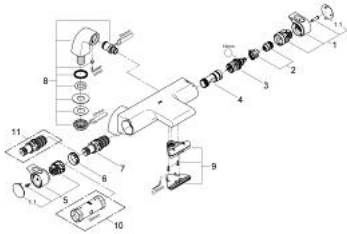
- Colour: chrome
- pillar installation
- GROHE CoolTouch safety housing
- GROHE LongLife finish
- GROHE Aqua Paddle ergonomically shaped handles
- GROHE TurboStat - compact cartridge with wax thermoelement
- GROHE SafeStop - safety button at 38°C
- GROHE SafeStop Plus - optional temperature limiter at 43°C included
- integrated stop valve
- GROHE AquaDimmer with multiple function:

- flow control
- diverter: bath/shower



- integrated GROHE EcoButton
- shower bottom outlet 1/2"
- spray pattern: GROHE XL Waterfall
- flow straightener
- built-in non-return valves
- dirt strainers
- protected against backflow
- pillar unions with covered fixing

34 176 001 GROHTHERM 2000 BATH SAFETY MIXER



SPARE PARTS

- 1: Shut-off handle (Spare part-nr. 47923000)
- 1.1: Cover cap (Spare part-nr. 4788300M)
- 2: Stop (Spare part-nr. 47925000)
- 3: Aquadimmer (Spare part-nr. 12433000)
- 4: Water flow (Spare part-nr. 47751000)
- 5: Temperature control handle (Spare part-nr. 47917000)
- 5.1: Cover cap (Spare part-nr. 4788300M)
- 6: Fitting ring (Spare part-nr. 47743000)
- 7: Thermostatic compact cartridge 1/2" (Spare part-nr. 47439000)
- 8: Pillar union 1/2" (Spare part-nr. 12092000)
- 9: Water flow (Spare part-nr. 47924000)
- 10: Socket Spanner (Spare part-nr. 19332000)*
- 11: GROHE TurboStat cartridge 1/2" (Spare part-nr. 47175000)*

* Optional accessories