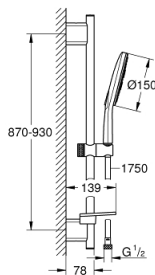

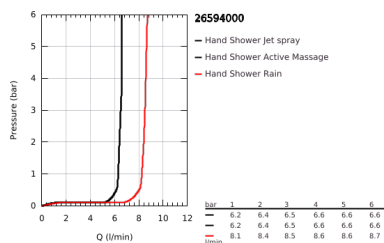


## 26 594 000 RAINSHOWER SMARTACTIVE 150 SHOWER RAIL SET 3 SPRAYS



### PRODUCT DESCRIPTION

- Colour: chrome
- consisting of:
  - hand shower Rainshower SmartActive 150 (26 590)
  - maximum flow rate (at 3 bar): 8.5 l/min
  - shower rail 900 mm
- wall holders made of metal
- shower hose Silverflex 1750 mm 1/2" x 1/2" (28 388)
- GROHE EasyReach tray
- GROHE EcoJoy - less water, perfect flow
- GROHE DreamSpray - perfect spray pattern
- GROHE FastFixation Plus adjustable distance between brackets for fixing to existing drilling holes
- GROHE TileFix adjustable depth on upper and lower bracket
- GROHE SpeedClean - effortless limescale removal
- Inner WaterGuide - inner insulation for surface protection
- TwistStop - to prevent hose from twisting
- suitable for instantaneous heater



26 594 000 **RAINSHOWER SMARTACTIVE 150 SHOWER RAIL SET 3 SPRAYS**

**SPARE PARTS**

- 1: Shower bar holder (Spare part-nr. 48425000)
- 2: Glider (Spare part-nr. 48424000)
- 3: Soap dish (Spare part-nr. 48426000)
- 4: Dirt strainer (Spare part-nr. 0700200M)

