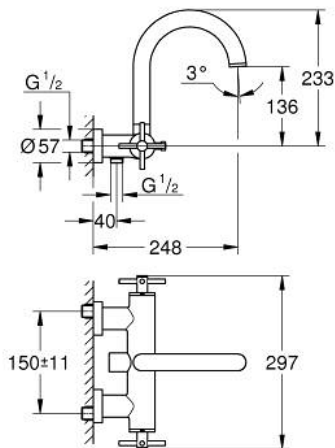
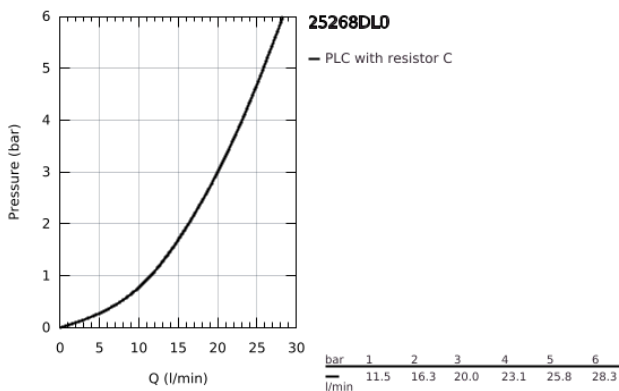


25 268 DL0 ATRIO BATH MIXER 1/2"

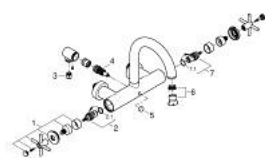


PRODUCT DESCRIPTION

- Colour: brushed warm sunset
- wall mounted
- ceramic headparts 1/2", 90°
- GROHE LongLife finish
- automatic diverter: bath/shower
- swivel tubular spout
- with stop restriction
- mousseur
- integrated non-return valve in shower outlet
- covered S-unions
- protected against backflow
- without shower set
- with cross handles
- Two different sets of caps included. One set with "H" and "C" marking, one set without marking



25 268 DL0 ATRIO BATH MIXER 1/2"



SPARE PARTS

- 1: Pair of handles (Spare part-nr. 48406DL0)
- 2: Ceramic headpart, 1/2" (Spare part-nr. 45883000)
- 2.1: O-ring Ø18,2 x Ø1,7 (Spare part-nr. 0392400M)
- 3: Non-return valve (Spare part-nr. 08565000)
- 4: Diverter (Spare part-nr. 48407DL0)
- 5: Diverter knob (Spare part-nr. 64989DL0)
- 6: Mousseur (Spare part-nr. 13926000)
- 7: Ceramic headpart, 1/2" (Spare part-nr. 45882000)
- 7.1: O-ring Ø18,2 x Ø1,7 (Spare part-nr. 0392400M)