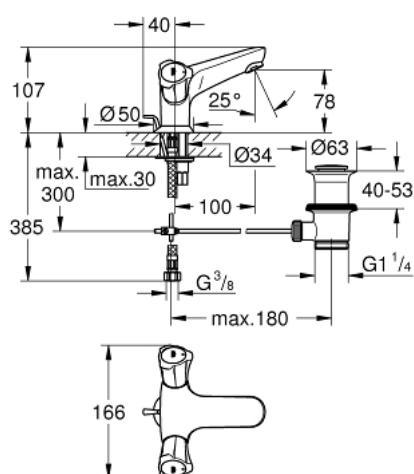
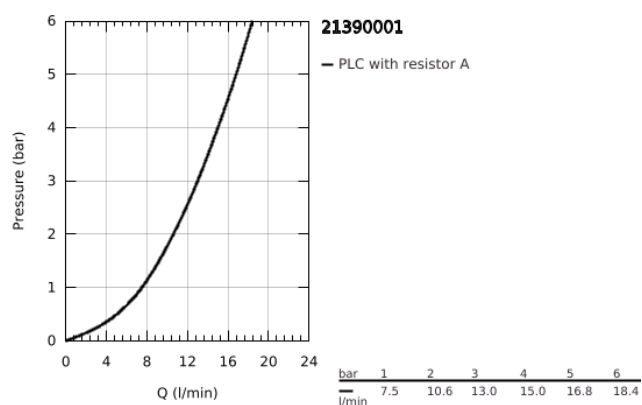


21 390 001 **COSTA L SINGLE-HOLE BASIN MIXER 1/2"**

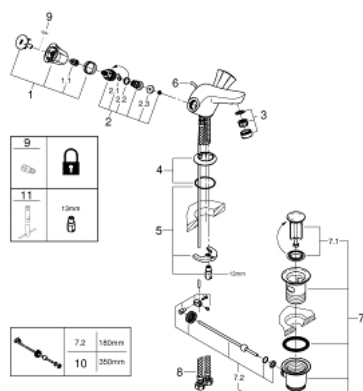


PRODUCT DESCRIPTION

- Colour: chrome
- metal handles
- heat insulated
- screwable
- GROHE Long-Life headpart
- cast spout with mousseur
- pop-up waste set 1 1/4"
- flexible connection hoses
- GROHE Long-Life finish



21 390 001 **COSTA L SINGLE-HOLE BASIN MIXER 1/2"**



SPARE PARTS

- 1: Handle (Spare part-nr. 45994000)
- 1.1: Snap insert (Spare part-nr. 0538600M)
- 2: Headpart 1/2" (Spare part-nr. 07146000)
- 2.1: Sealing washer Ø6 x Ø2 (Spare part-nr. 0128300M)
- 2.2: O-ring Ø18,2 x Ø1,7 (Spare part-nr. 0392400M)
- 2.3: Seal (Spare part-nr. 0529100M)
- 3: Mousseur (Spare part-nr. 13929000)
- 4: Escutcheon (Spare part-nr. 48004000)
- 5: Shank mounting kit (Spare part-nr. 46249000)
- 6: Lift rod (Spare part-nr. 65936PD0)
- 7: Waste set 1 1/4" (Spare part-nr. 28910000)
- 7.1: Plug (Spare part-nr. 07182000)
- 7.2: Eccentric rod (Spare part-nr. 07052000)
- 8: Connection hose (Spare part-nr. 46255000)
- 9: Screw for Costa/Avina products (Spare part-nr. 48013000)*
- 10: Eccentric rod (Spare part-nr. 07341000)*
- 11: Mounting wrench (Spare part-nr. 19017000)*
- * Optional accessories